

Sandvik DTH hammers

Product catalogue

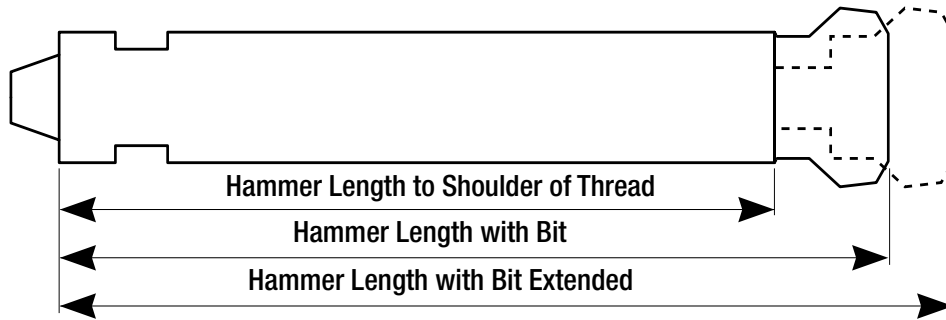
Products from Sandvik Mining and Construction Tools



General Information

Hammer Air Consumption

Air consumption information is generated from laboratory testing in shallow holes and without water injection. A complete list of air consumption for each hammer can be found in its corresponding operation and maintenance manual.



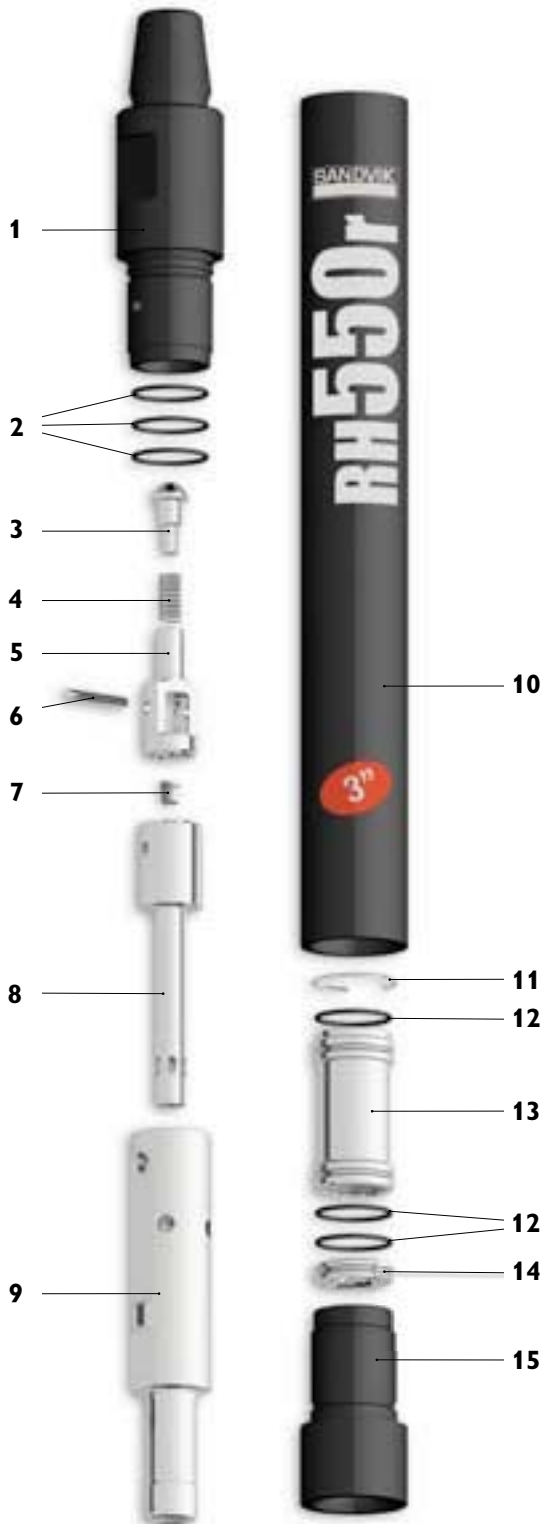
Conversion Factors

<i>to Convert</i>	<i>-----</i>	<i>Multiply By</i>	<i>-----</i>	<i>to Get</i>
Weight				
Pound Mass	0.454	kg
Length				
inches	25.40	millimeters
feet	0.3048	meters
Penetration Rate				
feet/min.	0.3048	m/min.
Air Flow				
cfm	0.02832	m ³ /min.
cfm	0.472	ltrs./sec.
liters/sec.	0.06	m ³ /min.
Pressure				
psi	add 14.7	PSIG
psi	0.06895	bar
psi	6895.0	Pa
Temperature				
Fahrenheit	5/9 (°F-32)	Celcius
Volume				
quarts	0.9463	liters
Blow Energy				
Ft. Lbs.	1.356	joules

Sandvik DTH drilling tools

RH550r hammer

3''



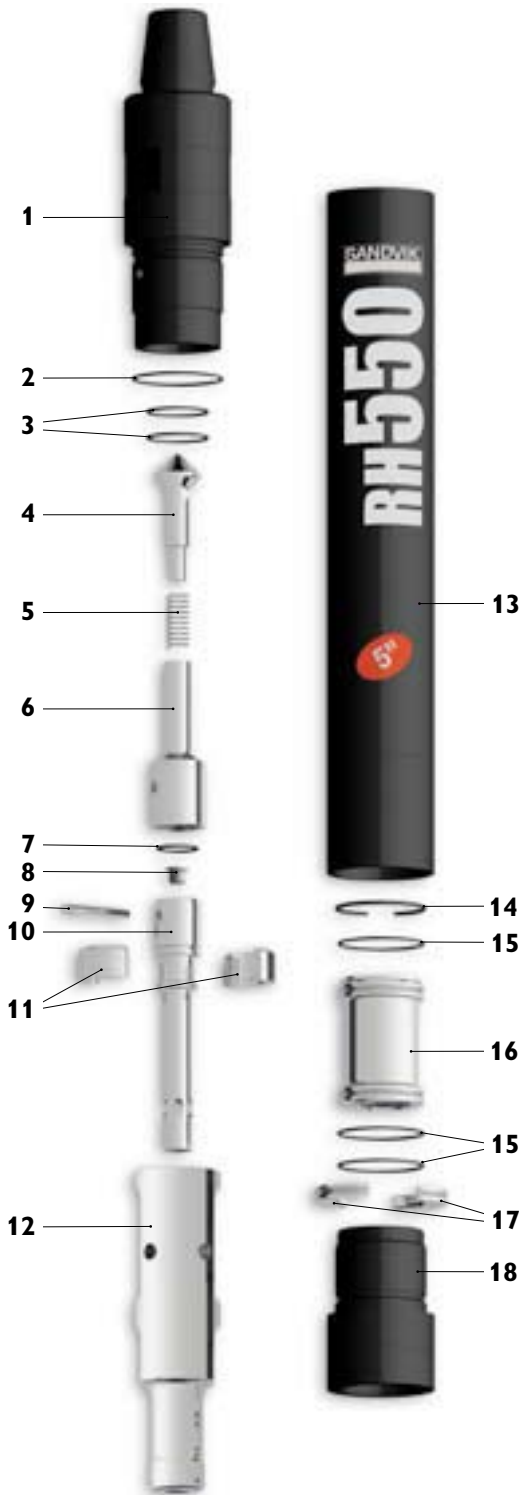
Replacement parts Item description	Weight		Part No.
	kg	lb	
1. Top sub			
2 3/8" API reg. pin	5	11,0	33-3A001/16A
2. O-ring top sub (3 ID and OD)			In seal kit
3. Check valve dart with spring	0,3	0,7	25-99006A
4. Check valve dart spring	0,02	0,0	22-99071
5. Check valve guide	0,23	0,5	39-3A001
6. Feed tube with retainer pin	0,03	0,1	12-99021
7. Choke Set, Blank 1/8", 3/16", & 1/4"	0,1	0,2	29-48017A
8. Feed tube with retainer pin & blank choke	0,45	1,0	37-3A001A
9. Piston	3,86	8,5	36-3A081
10. Piston case with retainer ring	10,9	24,0	35-3A006A
11. Piston retainer ring	0,05	0,1	23-99027
12. O-rings - guide sleeve, bit retainer (3 req.)			In seal kit
13. Guide sleeve with 2 O-rings (#12)	1	2,2	26-3A010A
14. Bit retainer ring with O-ring (#12)	0,09	0,2	27-3A006A
15. Driver sub (O-ring not req.)	2,18	4,8	34-3A006
Seal Kit			
3 piece of #2 & 7 of #12	0,25	0,5	38-3A056
Rebuild Kit			
1 piece of #1, 1 of #10, 1 of #15 & Seal kit			
2 3/8" API reg. pin	18,1	40	38-3A001/16
Complete hammer			
2 3/8" API reg. pin top sub			32-5530-RMA/16S

Model No	Weight		Outside diameter		Hammer length		Hammer length with bit			
	kg	lb	mm	inch	mm	inch	Bit closed		Bit extended	
	kg	lb	mm	inch	mm	inch	mm	inch	mm	inch
	25	55	81,3	3.2	823	32.4	875	34.4	911	35.9
Model No	Air consumption, cfm			Air consumption, m3/min						
	150 psi	250 psi	350 psi	10 bar	18 bar	24 bar				
	172	304	436	4,87	8,61	12,34				

Sandvik DTH drilling tools

RH550 hammer

5''



Replacement parts Item description

1. Top Subs with 3 O-Rings

3 1/2" API Reg. Pin

2 7/8" API Reg. Pin

2. O-Ring Top Sub OD (1)

3. O-Ring Top Sub ID (2)

4. Check Valve Dart (with spring)

5. Check Valve Spring

6. Check Valve Guide

7. O-Ring Feed Tube (1)

8. Choke Set, Blank 1/8", 3/16", & 1/4"

9. Feed Tube Retainer Pin

10. Feed Tube With Retainer Pin and Blank Choke

11. Tuning Ring for low volume (optional)

12. Piston

13. Piston Case with Retainer Ring

14. Piston Retainer Ring

15. O-Rings Guide Sleeve & Bit Ret. (3)

16. Guide Sleeve with 2 O-Rings (Item 14)

17. Bit Retainer Ring w/O-Ring (Item 14)

18. Driver Sub

Seal Kit

1 piece of 2, 2 of 3, 1 of 7 & 7 of 15

Rebuild Kit

1 piece of 1, 1 of 13, 1 of 18 & Seal Kit

3 1/2" API Reg. Pin

2 7/8" API Reg. Pin

Complete Hammer

3 1/2" API Reg. Pin top sub

2 7/8" API Reg. Pin top sub


Item description	Weight		Part No.
	kg	lb	
1. Top Subs with 3 O-Rings			
3 1/2" API Reg. Pin	10	22,00	33-58D01/04A
2 7/8" API Reg. Pin	10	22,00	33-58D01/11A
2. O-Ring Top Sub OD (1)			In Seal Kit
3. O-Ring Top Sub ID (2)			In Seal Kit
4. Check Valve Dart (with spring)	0,3	0,66	25-99002A
5. Check Valve Spring	0,02	0,04	22-99072
6. Check Valve Guide	0,3	0,66	39-58S01
7. O-Ring Feed Tube (1)			In Seal Kit
8. Choke Set, Blank 1/8", 3/16", & 1/4"	0,12	0,26	29-68017A
9. Feed Tube Retainer Pin	0,09	0,20	12-99018
10. Feed Tube With Retainer Pin and Blank Choke	0,03	0,07	56-58552
11. Tuning Ring for low volume (optional)	1	2,20	37-58001A
12. Piston	12	26,40	36-58J81
13. Piston Case with Retainer Ring	27	59,40	35-58D06A
14. Piston Retainer Ring	0,05	0,11	23-99032
15. O-Rings Guide Sleeve & Bit Ret. (3)			In Seal Kit
16. Guide Sleeve with 2 O-Rings (Item 14)	3	6,60	26-58J10A
17. Bit Retainer Ring w/O-Ring (Item 14)	0,5	1,10	27-58006A
18. Driver Sub	6	13,20	34-58D69
Seal Kit			
1 piece of 2, 2 of 3, 1 of 7 & 7 of 15	0,45	0,99	38-58D56
Rebuild Kit			
1 piece of 1, 1 of 13, 1 of 18 & Seal Kit			
3 1/2" API Reg. Pin	43	94,60	38-58D01/04
2 7/8" API Reg. Pin	43	94,60	38-58D01/11
Complete Hammer			
3 1/2" API Reg. Pin top sub			32-5550-SMA/04S
2 7/8" API Reg. Pin top sub			32-5550-SMA/11S

Model No	Weight		Outside diameter		Hammer length		Hammer length with bit			
	kg	lb	mm	inch	mm	inch	Bit closed		Bit extended	
	kg	lb	mm	inch	mm	inch	mm	inch	mm	inch
	68	145	120	4,72	987	38,86	1082	42,6	1122	44,2
Model No	Air consumption, cfm			Air consumption, m3/min						
	150 psi	250 psi	350 psi	10 bar	18 bar	24 bar				
	305	580	855	8,64	16,42	24,21				
Low Volume Option	285	540	790	8,07	15,25	22,37				

Sandvik DTH drilling tools

RH550g hammer

5''



Replacement parts Item description

1. Top Subs with 3 O-Rings

3 1/2" API Reg. Pin

2 7/8" API Reg. Pin

2. O-Ring Top Sub OD (1)

3. O-Ring Top Sub ID (2)

4. Check Valve Dart (with spring)

5. Check Valve Spring

6. Check Valve Guide

7. O-Ring Feed Tube (1)

8. Choke Set, Blank 1/8", 3/16", & 1/4"

9. Feed Tube Retainer Pin

10. Feed Tube With Retainer Pin and Blank Choke

11. Tuning Ring for low volume (optional)

12. Piston

13. Piston Case with Retainer Ring

14. Piston Retainer Ring

15. O-Rings Guide Sleeve & Bit Ret. (3)

16. Guide Sleeve with 2 O-Rings (Item 14)

17. Bit Retainer Ring w/O-Ring (Item 14)

18. Driver Sub

Seal Kit

1 piece of 2, 2 of 3, 1 of 7 & 7 of 15

Rebuild Kit

1 piece of 1, 1 of 13, 1 of 18 & Seal Kit

3 1/2" API Reg. Pin

2 7/8" API Reg. Pin

Complete Hammer

3 1/2" API Reg. Pin top sub

2 7/8" API Reg. Pin top sub


Item description	Weight		Part No.
	kg	lb	
1. Top Subs with 3 O-Rings			
3 1/2" API Reg. Pin	18	39,6	33-58D02/04A
2 7/8" API Reg. Pin	18	39,6	33-58D02/11A
2. O-Ring Top Sub OD (1)			In Seal Kit
3. O-Ring Top Sub ID (2)			In Seal Kit
4. Check Valve Dart (with spring)	0,3	0,66	25-99002A
5. Check Valve Spring	0,02	0,04	22-99072
6. Check Valve Guide	0,3	0,66	39-58S01
7. O-Ring Feed Tube (1)			In Seal Kit
8. Choke Set, Blank 1/8", 3/16", & 1/4"	0,12	0,26	29-68017A
9. Feed Tube Retainer Pin	0,09	0,20	12-99018
10. Feed Tube With Retainer Pin and Blank Choke	0,03	0,07	56-58552
11. Tuning Ring for low volume (optional)	1	2,20	37-58001A
12. Piston	12	26,40	36-58J81
13. Piston Case with Retainer Ring	29	63,8	35-58D07A
14. Piston Retainer Ring	0,05	0,11	23-99032
15. O-Rings Guide Sleeve & Bit Ret. (3)			In Seal Kit
16. Guide Sleeve with 2 O-Rings (Item 14)	3	6,60	26-58J10A
17. Bit Retainer Ring w/O-Ring (Item 14)	0,5	1,10	27-58006A
18. Driver Sub	7	15,4	34-58D70
Seal Kit			
1 piece of 2, 2 of 3, 1 of 7 & 7 of 15	0,45	0,99	38-58D56
Rebuild Kit			
1 piece of 1, 1 of 13, 1 of 18 & Seal Kit			
3 1/2" API Reg. Pin	54	118,8	38-58D02/04
2 7/8" API Reg. Pin	54	118,8	38-58D02/11
Complete Hammer			
3 1/2" API Reg. Pin top sub			32-5555-GMA/04C
2 7/8" API Reg. Pin top sub			32-5555-GMA/11C

Model No	Weight		Outside diameter		Hammer length		Hammer length with bit			
	kg	lb	mm	inch	mm	inch	Bit closed		Bit extended	
	kg	lb	mm	inch	mm	inch	mm	inch	mm	inch
	73	160	126	4,96	987	38,86	1082	42,6	1122	44,2
Model No	Air consumption, cfm			Air consumption, m3/min						
	150 psi	250 psi	350 psi	10 bar	18 bar	24 bar				
	305	580	855	8.64	16.42	24.21				
Low Volume Option	285	540	790	8.07	15.25	22.37				

Sandvik DTH drilling tools

RH550g hammer

6"



Replacement parts Item description

1. Top sub with 3 O-rings
3 1/2" API reg. pin
2. O-ring top sub OD (1)
3. O-ring top sub ID (2)
4. Check valve dart with spring
5. Check valve dart spring
6. Check valve guide
7. Choke Set, Blank 1/8", 3/16", & 1/4"
8. Feed tube retainer pin
9. Feed Tube With Retainer Pin and Blank Choke
10. Piston
11. Piston case with retainer ring
12. Piston retainer ring
13. O-rings - guide sleeve, bit retainer (3)
14. Guide sleeve with 2 O-rings (#13)
15. Bit retainer ring with O-ring (#13)
16. Driver sub

Seal Kit

- 1 pieces of #2, 2 of #3 & 7 of #13

Rebuild Kit

- 1 piece of #1, 1 of #11, 1 of #16 & Seal kit
3 1/2" API reg. pin

Complete hammer

- 3 1/2" API reg. pin


Item description	Weight		Part No.
	kg	lb	
1. Top sub with 3 O-rings 3 1/2" API reg. pin	22	48.40	33-6L009/04CA
2. O-ring top sub OD (1)			In seal kit
3. O-ring top sub ID (2)			In seal kit
4. Check valve dart with spring	0,3	0.66	25-99002A
5. Check valve dart spring	0,02	0.044	22-99072
6. Check valve guide	0,3	0.66	39-68001
7. Choke Set, Blank 1/8", 3/16", & 1/4"	0,12	0.264	29-68017A
8. Feed tube retainer pin	0,2	0,44	12-99013
9. Feed Tube With Retainer Pin and Blank Choke	1	2.2	37-68601A
10. Piston	18	39.6	36-68J81
11. Piston case with retainer ring	33	72.6	35-6LD68A
12. Piston retainer ring	0,1	0.22	23-99028
13. O-rings - guide sleeve, bit retainer (3)			In seal kit
14. Guide sleeve with 2 O-rings (#13)	4	8.8	26-68J10A
15. Bit retainer ring with O-ring (#13)	1	2.2	27-68006A
16. Driver sub	6	13.2	34-6LD70
Seal Kit 1 pieces of #2, 2 of #3 & 7 of #13	0,25	0.5	38-68656
Rebuild Kit 1 piece of #1, 1 of #11, 1 of #16 & Seal kit 3 1/2" API reg. pin	62	136.40	38-6LD09/04C
Complete hammer 3 1/2" API reg. pin			32-5565-GMA/04C

Model No	Weight		Outside diameter		Hammer length		Hammer length with bit			
	kg	lb	mm	inch	mm	inch	Bit closed		Bit extended	
	kg	lb	mm	inch	mm	inch	mm	inch	mm	inch
	82	180	150	5.9	922	36.3	1008	39.7	1046	41.2
Model No	Air consumption, cfm			Air consumption, m3/min						
	150 psi	250 psi	350 psi	10 bar	18 bar	24 bar				
	343	659	972	9,8	18,7	27,5				

Sandvik DTH drilling tools

RH550r hammer

6"



Replacement parts Item description

1. Top sub with 3 O-rings
3 1/2" API reg. pin
2. O-ring top sub OD (1)
3. O-ring top sub ID (2)
4. Check valve dart with spring
5. Check valve dart spring
6. Check valve guide
7. Choke Set, Blank 1/8", 3/16", & 1/4"
8. Feed tube retainer pin
9. Feed Tube With Retainer Pin and Blank Choke
10. Piston
11. Piston case with retainer ring
12. Piston retainer ring
13. O-rings - guide sleeve, bit retainer (3)
14. Guide sleeve with 2 O-rings (#13)
15. Bit retainer ring with O-ring (#13)
16. Driver sub

Seal Kit

- 1 pieces of #2, 2 of #3 & 7 of #13

Rebuild Kit

- 1 piece of #1, 1 of #11, 1 of #16 & Seal kit
3 1/2" API reg. pin

Complete hammer

- 3 1/2" API reg. pin


Item description	Weight		Part No.
	kg	lb	
1. Top sub with 3 O-rings 3 1/2" API reg. pin	22	48.40	33-68602/04CA
2. O-ring top sub OD (1)			In seal kit
3. O-ring top sub ID (2)			In seal kit
4. Check valve dart with spring	0,3	0.66	25-99002A
5. Check valve dart spring	0,02	0.044	22-99072
6. Check valve guide	0,3	0.66	39-68001
7. Choke Set, Blank 1/8", 3/16", & 1/4"	0,12	0.264	29-68017A
8. Feed tube retainer pin	0,2	0,44	12-99013
9. Feed Tube With Retainer Pin and Blank Choke	1	2.2	37-68601A
10. Piston	18	39.6	36-68J81
11. Piston case with retainer ring	33	72.6	35-68668A
12. Piston retainer ring	0,1	0.22	23-99028
13. O-rings - guide sleeve, bit retainer (3)			In seal kit
14. Guide sleeve with 2 O-rings (#13)	4	8.8	26-68J10A
15. Bit retainer ring with O-ring (#13)	1	2.2	27-68006A
16. Driver sub	6	13.2	34-68670
Seal Kit 1 pieces of #2, 2 of #3 & 7 of #13	0,25	0.5	38-68656
Rebuild Kit 1 piece of #1, 1 of #11, 1 of #16 & Seal kit 3 1/2" API reg. pin	62	136.40	38-68602/04C
Complete hammer 3 1/2" API reg. pin			32-5565-RMA/04C

Model No	Weight		Outside diameter		Hammer length		Hammer length with bit			
	kg	lb	mm	inch	mm	inch	Bit closed		Bit extended	
	kg	lb	mm	inch	mm	inch	mm	inch	mm	inch
	82	180	150	5,9	922	36.3	1008	39.7	1046	41.2
Model No	Air consumption, cfm			Air consumption, m3/min						
	150 psi	250 psi	350 psi	10 bar	18 bar	24 bar				
	343	659	972	9,8	18,7	27,5				

Sandvik DTH drilling tools

RH550w hammer

6''



Replacement parts Item description

1. Top sub with 3 O-rings
3 1/2" API reg. pin
2. O-ring top sub OD (1)
3. O-ring top sub ID (2)
4. Check valve dart with spring
5. Check valve dart spring
6. Check valve guide
7. Choke Set, Blank 1/8", 3/16", & 1/4"
8. Feed Tube Retainer pin
9. Tuning Ring
10. Feed Tube With Retainer Pin and Blank Choke
11. Piston
12. Piston case with retainer ring
13. Piston retainer ring
14. O-rings - guide sleeve, bit retainer (3 req.)
15. Guide sleeve with 2 O-rings (#13)
16. Bit retainer ring with O-ring (#13)
17. Driver sub

Seal Kit

- 1 pieces of #2, 2 of #3 & 7 of #14

Rebuild Kit

- 1 piece of #1, 1 of #12, 1 of #17 & Seal kit
3 1/2" API reg. pin

Complete hammer

- 3 1/2" API reg. pin


	Weight		Part No.
	kg	lb	
1. Top sub with 3 O-rings 3 1/2" API reg. pin	20	44	33-68N08/04A
2. O-ring top sub OD (1)			In seal kit
3. O-ring top sub ID (2)			In seal kit
4. Check valve dart with spring	0,3	0.66	25-99002A
5. Check valve dart spring	0,02	0.044	22-99072
6. Check valve guide	0,3	0.66	39-68001
7. Choke Set, Blank 1/8", 3/16", & 1/4"	0,12	0.264	29-68017A
8. Feed Tube Retainer pin	0,2	0,44	12-99013
9. Tuning Ring	0,4	0,9	56-68552
10. Feed Tube With Retainer Pin and Blank Choke	1	2.2	37-68301A
11. Piston	18	39.6	36-68J81
12. Piston case with retainer ring	33	72.6	35-68D14A
13. Piston retainer ring	0,1	0.22	23-99028
14. O-rings - guide sleeve, bit retainer (3 req.)			In seal kit
15. Guide sleeve with 2 O-rings (#13)	4	8.8	26-68J10A
16. Bit retainer ring with O-ring (#13)	1	2.2	27-68006A
17. Driver sub	6	13.2	34-68D69
Seal Kit 1 pieces of #2, 2 of #3 & 7 of #14	0,25	0.5	38-68656
Rebuild Kit 1 piece of #1, 1 of #12, 1 of #17 & Seal kit 3 1/2" API reg. pin	20	44	38-68N08/04
Complete hammer 3 1/2" API reg. pin			32-5560-WMA/04S

Model No	Weight		Outside diameter		Hammer length		Hammer length with bit			
	kg	lb	mm	inch	mm	inch	Bit closed		Bit extended	
	kg	lb	mm	inch	mm	inch	mm	inch	mm	inch
	72	158	142	5.6	922	36.3	1008	39.7	1046	41.2
Model No	Air consumption, cfm			Air consumption, m3/min						
	150 psi	250 psi	350 psi	10 bar	18 bar	24 bar				
	395	759	1120	11,2	21,5	31,7				
Low volume option	345	680	1000	9,8	19,3	28,3				

Sandvik DTH drilling tools

RH550r hammer

8''



Replacement parts Item description

1. Top Subs with 3 O-Rings
4 1/2" API Reg. Pin
2. O-Ring Top Sub OD (1)
3. O-Ring Top Sub ID (2)
4. Check Valve Dart (with spring)
5. Check Valve Spring
6. Check Valve Guide
7. Choke Set, Blank 1/8", 3/16", & 1/4"
8. Feed Tube Retainer Pin
9. Tuning Ring for low volume (optinal)
10. Feed Tube With Retainer Pin and Blank Choke
11. Piston
12. Piston Case with Retainer Ring
13. Piston Retainer Ring
14. O-Rings Guide Sleeve & Bit Ret. (3)
15. Guide Sleeve with 2 O-Rings (#14)
16. Bit Retainer Ring w/O-Ring (#14)
17. Driver Sub


	Weight		Part No.
	kg	lb	
1. Top Subs with 3 O-Rings 4 1/2" API Reg. Pin	42	92,4	33-88002/19CA
2. O-Ring Top Sub OD (1)			In Seal Kit
3. O-Ring Top Sub ID (2)			In Seal Kit
4. Check Valve Dart (with spring)	0,5	1,1	38-11663A
5. Check Valve Spring	0,1	0,22	38-1/1235-073
6. Check Valve Guide	0,7	1,54	39-88001
7. Choke Set, Blank 1/8", 3/16", & 1/4"	0,12	0,264	29-68017A
8. Feed Tube Retainer Pin	0,2	0,44	12-99016
9. Tuning Ring for low volume (optinal)	0,8	1,76	56-88552
10. Feed Tube With Retainer Pin and Blank Choke	2,2	4,84	37-88001A
11. Piston	42	92,4	36-88J81
12. Piston Case with Retainer Ring	56	123,2	35-88002A
13. Piston Retainer Ring	0,2	0,44	23-99030
14. O-Rings Guide Sleeve & Bit Ret. (3)			In Seal Kit
15. Guide Sleeve with 2 O-Rings (#14)	11	24,2	26-88J10A
16. Bit Retainer Ring w/O-Ring (#14)	1,9	4,18	27-88006A
17. Driver Sub	17	37,4	34-88007
Seal Kit			
1 piece of 2, 2 of 3 & 7 of 14	0,25	0,55	38-88056
Rebuild Kit			
1 piece of 1, 1 of 12, 1 of 17 & Seal Kit			
4 1/2" API Reg. Pin	115	253	38-88002/19C
Complete Hammer			
4 1/2" API Reg. Pin top sub			32-5585-RMA/19C

Model No	Weight		Outside diameter		Hammer length		Hammer length with bit			
	kg	lb	mm	inch	mm	inch	Bit closed		Bit extended	
	kg	lb	mm	inch	mm	inch	mm	inch	mm	inch
	173	380	181	7,12	1219	48	1310	51,6	1354	53,3
Model No	Air consumption, cfm			Air consumption, m3/min						
	150 psi	250 psi	350 psi	10 bar	18 bar	24 bar				
	460	850	1240	13	23.8	35.1				
Low Volume Option	300	560	830	8.5	15.9	23.5				

Sandvik DTH drilling tools

RH550w hammer

8''



Replacement parts Item description

1. Top Subs with 3 O-Rings

4 1/2" API Reg. Pin

2. O-Ring Top Sub OD (1)

3. O-Ring Top Sub ID (2)

4. Check Valve Dart (with spring)

5. Check Valve Spring

6. Check Valve Guide

7. Choke Set, Blank 1/8", 3/16", & 1/4"

8. Feed Tube Retainer Pin

9. Feed Tube With Retainer Pin and Blank Choke

10. Piston

11. Piston Case with Retainer Ring

12. Piston Retainer Ring

13. O-Rings Guide Sleeve & Bit Ret. (3)

14. Guide Sleeve with 2 O-Rings (#14)

15. Bit Retainer Ring w/O-Ring (#14)

16. Driver Sub

Seal Kit

1 piece of 2, 2 of 3 & 7 of 13

Rebuild Kit

1 piece of 1, 1 of 11, 1 of 16 & Seal Kit

4 1/2" API Reg. Pin

Complete Hammer

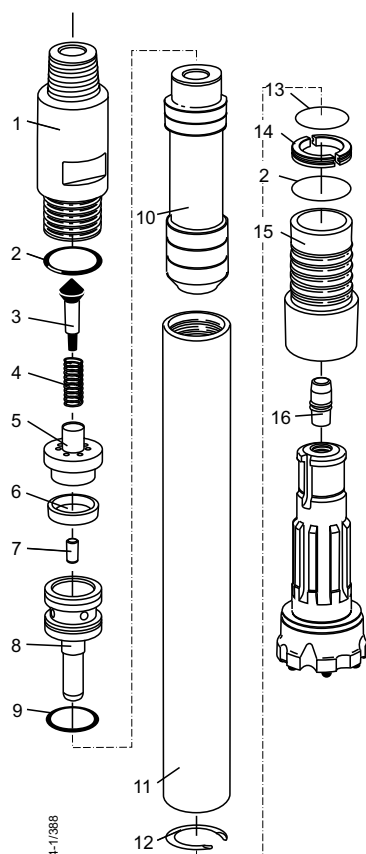
4 1/2" API Reg. Pin top sub

Item description	Weight		Part No.
	kg	lb	
1. Top Subs with 3 O-Rings			
4 1/2" API Reg. Pin	42	92,40	33-88302/19A
2. O-Ring Top Sub OD (1)			In Seal Kit
3. O-Ring Top Sub ID (2)			In Seal Kit
4. Check Valve Dart (with spring)	0,5	1,10	38-11663A
5. Check Valve Spring	0,1	0,22	38-1/1235-073
6. Check Valve Guide	0,7	1,54	39-88001
7. Choke Set, Blank 1/8", 3/16", & 1/4"	0,12	0,26	29-68017A
8. Feed Tube Retainer Pin	0,2	0,44	12-99016
9. Feed Tube With Retainer Pin and Blank Choke	2,2	4,84	37-88301A
10. Piston	42	92,40	36-88J81
11. Piston Case with Retainer Ring	56	123,20	35-88302A
12. Piston Retainer Ring	0,2	0,44	23-99030
13. O-Rings Guide Sleeve & Bit Ret. (3)			In Seal Kit
14. Guide Sleeve with 2 O-Rings (#14)	11	24,20	26-88J10A
15. Bit Retainer Ring w/O-Ring (#14)	1,9	4,18	27-88006A
16. Driver Sub	17	37,40	34-88007
Seal Kit			
1 piece of 2, 2 of 3 & 7 of 13	0,25	0,55	38-88056
Rebuild Kit			
1 piece of 1, 1 of 11, 1 of 16 & Seal Kit			
4 1/2" API Reg. Pin	115	253,00	38-88302/19
Complete Hammer			
4 1/2" API Reg. Pin top sub			32-5585-WMA/19S

Model No	Weight		Outside diameter		Hammer length		Hammer length with bit			
	kg	lb	mm	inch	mm	inch	Bit closed		Bit extended	
	kg	lb	mm	inch	mm	inch	mm	inch	mm	inch
	173	380	181	7.12	1270	50	1361	53,6	1405	55,3
Model No	Air consumption, cfm			Air consumption, m3/min						
	150 psi	250 psi	350 psi	10 bar	18 bar	24 bar				
	525	975	1540	14.9	27.6	43.6				

SD 5

Complete Hammer
 Model No. 32-SD5B/4
 32-SD5B/11
 32-SD5B/25



Replacement Parts

Item Description	Weight		Part No.
	kg	lb	
1 Top Subs 3 1/2" API Reg Pin Up /04	13	28	33-23048A
2 7/8" API Reg Pin Up /11	13	28	33-23049A
3 1/2" API Reg Box Up /25	14	32	33-23047A
2 O-Ring (2 req.) – Top & Driver Sub			
3 Check Valve Dart with Spring	0,7	1.5	25-99001A
4 Check Valve Dart Spring	0,1	0.3	22-99071
5 Check Valve Guide	2	4	39-23036
6 Make-Up Ring	0,2	0.5	38-17258
7 Choke Set	0,5	1.2	38-11624A
8 Rigid Valve with O-Ring	4	8	37-25040A
9 O-Ring – Rigid Valve			
10 Piston	10	23	36-23044
11 Piston Case with Retainer Ring	22	48	35-25037A
12 Piston Retainer Ring	0,09	0.2	23-99015
13 O-Ring – Bit Retainer Ring			
14 Bit Retainer Ring with O-Ring	0,5	1.2	38-23043A
15 Driver Sub	6	14	34-24125A
16 Foot Valve	0,05	0.1	47-51017

Seal Kit

6 pieces of #2, 1 of #9, & 5 of #13 0,25 0.5 38-51056

Repair Kit

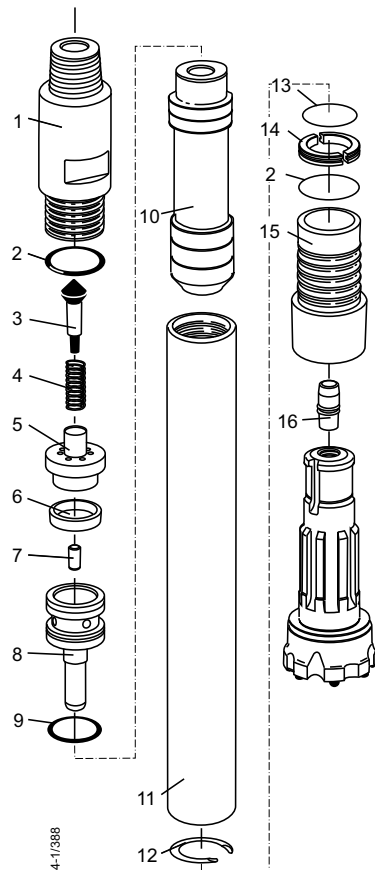
2 pieces of #2, 1 of #3, 1 of #6 + 3 makeup shims,
 1 of #7, 1 of #9, 1 of #13, 1 of #14 and 1 of #16 2 4 38-24590

Model Number	Weight		Outside Diameter		Hammer Length		Hammer Length with Bit			
	kg	lb	mm	inch	mm	inch	Bit Closed		Bit Extended	
							mm	inch	mm	inch
32-SD5B	61	134	116	4.56	975	38.4	1067	42.0	1105	43.5

Model Number	Air Consumption, cfm						Air Consumption, m ³ /min.					
	150 psi		250 psi		350 psi		10 bar		18 bar		24 bar	
	min.	max.	min.	max.	min.	max.	min.	max.	min.	max.	min.	max.
32-SD5B	260	410	475	710	700	1020	7,4	11,6	13,5	20,1	19,8	28,9

SD 6

Complete Hammer
 Model No. 32-SD6/4
 32-SD6/25



Replacement Parts

Item Description	Weight		Part No.
	kg	lb	
1 Top Subs			
3 1/2" API Reg Pin Up /4	24	52	33-16610A
3 1/2" API Reg Box Up /25	26	57	33-16612A
2 O-Ring (2 req.) – Top & Driver Sub			
3 Check Valve Dart with Spring	0,3	0.6	25-99002A
4 Check Valve Dart Spring	0,1	0.3	22-99072
5 Check Valve Guide	2,3	5	39-16602
6 Make-Up Ring	0,2	0.5	38-16603
7 Choke Set	0,7	1.5	38-16607A
8 Rigid Valve with O-Ring	6	13	37-23042A
9 O-Ring – Rigid Valve			
10 Piston	24	52	36-23041
11 Piston Case with Retainer Ring	32	70	35-23040A
12 Piston Retainer Ring	0,09	0.2	38-12040-09
13 O-Ring – Bit Retainer Ring			
14 Bit Retainer Ring with O-Ring	0,7	1.6	38-16606A
15 Driver Sub with O-Ring	7	16	34-24137A
16 Foot Valve	0,4	0.8	47-61017

Seal Kit

6 pieces of #2, 1 of #9, and 5 of #13 0,25 0.5 38-61056

Repair Kit

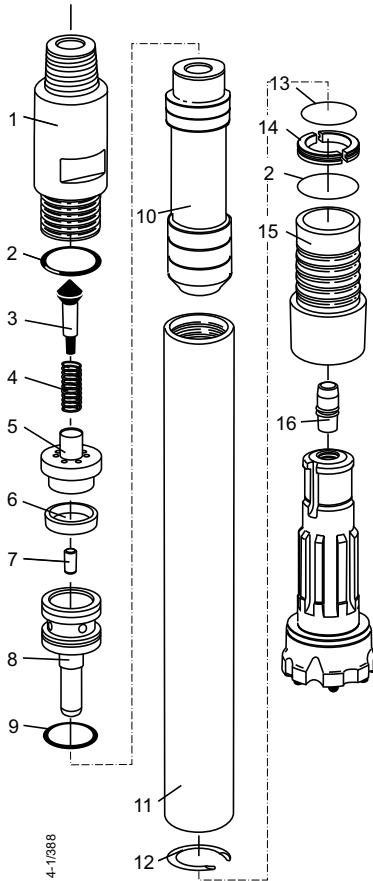
2 pieces of #2, 1 of #3, 1 of #6 + 3 makeup shims,
 1 of #7, 1 of #9, 1 of #13, 1 of #14, and 5 of #16 3 6 38-24592

Model Number	Weight		Outside Diameter		Hammer Length		Hammer Length with Bit			
	kg	lb	mm	inch	mm	inch	Bit Closed		Bit Extended	
							mm	inch	mm	inch
32-SD6	101	223	138	5.45	1257	49.5	1370	53.5	1408	55.5

Model Number	Air Consumption, cfm						Air Consumption, m ³ /min.					
	150 psi		250 psi		350 psi		10 bar		18 bar		24 bar	
	min.	max.	min.	max.	min.	max.	min.	max.	min.	max.	min.	max.
32-SD6	410	610	725	1050	1050	1480	11,6	17,3	20,5	29,7	29,7	41,9

SD 8

Complete Hammer
 Model No. 32-SD8/19
 32-SD8/4



Replacement Parts

Item Description	Weight		Part No.
	kg	lb	
1 Top Subs			
3 1/2" API Reg Pin Up /4	34	75	33-23407A
4 1/2" API Reg Pin Up /19	34	75	33-23412A
2 O-Ring (2 req.) – Top & Driver Sub			
3 Check Valve Dart with Spring	0,3	0.6	38-11663A
4 Check Valve Dart Spring	0,1	0.3	38-1/1235-073
5 Check Valve Guide	4,5	10	39-23397
6 Make-Up Ring	0,2	0.5	38-17450
7 Choke Set	0,7	1.5	38-11890A
8 Rigid Valve with O-Ring	6	13	37-23405A
9 O-Ring – Rigid Valve			
10 Piston	31	68	36-25630
11 Piston Case with Retainer Ring	60	130	35-23402A
12 Piston Retainer Ring	0,1	0.3	38-23400
13 O-Ring – Bit Retainer Ring			
14 Bit Retainer Ring with O-Ring	0,7	1.6	38-23398A
15 Driver Sub	14	30	34-82006A
16 Foot Valve	0,4	0.9	47-81017

Seal Kit

6 pieces of #2, 1 of #9, and 5 of #13 4 8 38-81056

Repair Kit

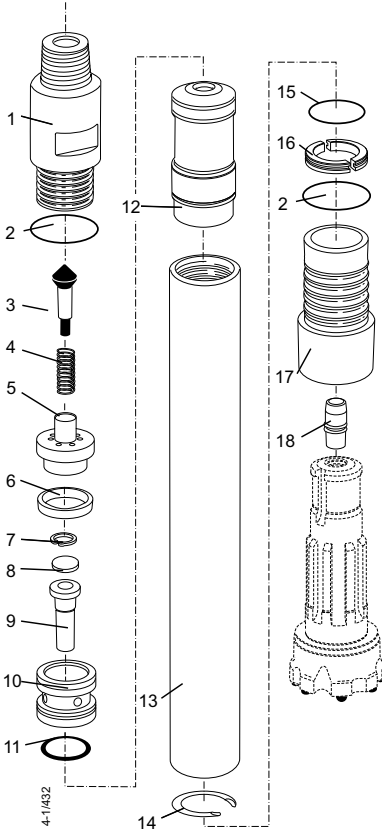
2 pieces of #2, 1 of #3, 1 of #6 +3 Make-up Shims,
 1 of #7, 1 of #9, 1 of #13, 1 of #14, and 3 of #16. 4 8 38-24595

Model Number	Weight		Outside Diameter		Hammer Length		Hammer Length with Bit			
	kg	lb	mm	inch	mm	inch	Bit Closed		Bit Extended	
							mm	inch	mm	inch
32-SD8	156	345	171	6.75	1194	47	1410	55.5	1451	57.1

Model Number	Air Consumption, cfm						Air Consumption, m ³ /min.					
	150 psi		250 psi		350 psi		10 bar		18 bar		24 bar	
	min.	max.	min.	max.	min.	max.	min.	max.	min.	max.	min.	max.
32-SD8	440	830	810	1380	1160	1940	12,5	23,5	22,9	39,1	32,9	54,9

SD 10

Complete Hammer
Model No. 32-SD10/39



Replacement Parts

Item Description

- Lifting Bale/Thread Protector
- 1 Top Sub with O-Ring – 6⁵/₈" API Reg Pin Up /39
- 2 O-Ring, (2 Req) Top & Driver Sub
- 3 Check Valve Dart with Spring
- 4 Check Valve Dart Spring
- 5 Check Valve Guide
- 6 Make-Up Ring
- 7 Rigid Valve Finger Retainer
- 8 Choke Set
- 9 Rigid Valve Finger
- 10 Rigid Valve with O-Ring & R.V. Finger
- 11 O-Ring - Rigid Valve
- 12 Piston
- 13 Piston Case with Retainer Ring
- 14 Piston Retainer Ring
- 15 O-Ring - Bit Retainer Ring
- 16 Bit Retainer Ring with O-Ring
- 17 Driver Sub with O-Ring
- 18 Foot Valve

Weight

kg lb

Part No.

Item Description	kg	lb	Part No.
Lifting Bale/Thread Protector			38-17438-4
1 Top Sub with O-Ring – 6 ⁵ / ₈ " API Reg Pin Up /39	72	158	33-23888A
2 O-Ring, (2 Req) Top & Driver Sub			
3 Check Valve Dart with Spring	0,7	1.5	38-11663A
4 Check Valve Dart Spring	0,1	0.3	38-1/1235-073
5 Check Valve Guide	10	21	39-23859
6 Make-Up Ring	0,2	0.5	38-23855
7 Rigid Valve Finger Retainer	0,14	0.3	38-24083-2
8 Choke Set	0,7	1.5	38-24093A
9 Rigid Valve Finger	0,3	0.7	38-23881
10 Rigid Valve with O-Ring & R.V. Finger	13	29	37-23858A
11 O-Ring - Rigid Valve			
12 Piston	64	141	36-23886
13 Piston Case with Retainer Ring	109	240	35-23885A
14 Piston Retainer Ring	0,3	0.7	38-23883
15 O-Ring - Bit Retainer Ring			
16 Bit Retainer Ring with O-Ring	1,5	3.2	38-23856A
17 Driver Sub with O-Ring	42	93	34-23887A
18 Foot Valve	0,5	1.2	47-10017

Seal Kit

5 of #2, 1 of #11 and 4 of #15

5 11 38-10056

Repair Kit

1 piece of #3, 1 of #6 +3 Make-up Shims, 1 of #7, 1 of #8, 1 of #11, 1 of #14, 1 of #15, 1 of #16 & 3 of #18.

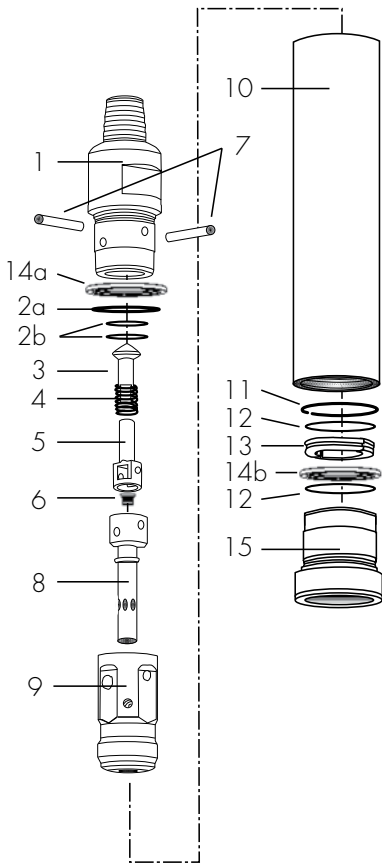
5 11 38-24596

Model Number	Weight		Outside Diameter		Hammer Length		Hammer Length with Bit					
	kg	lb	mm	inch	mm	inch	Bit Closed		Bit Extended			
							mm	inch	mm	inch		
32-SD10	311	685	225	8.88	1387	54.6	1556	61.3	1597	62.9		
Model Number	Air Consumption, cfm						Air Consumption, m ³ /min.					
	150 psi		250 psi		350 psi		10 bar		18 bar		24 bar	
	min.	max.	min.	max.	min.	max.	min.	max.	min.	max.	min.	max.
32-SD10	660	1080	1235	1690	-	-	18,7	30,6	35,0	47,9	-	-

Not recommended for higher pressure than 250 PSI or 18 Bars.

X2S

Complete Hammer
Model No. 32-X2S/39



Replacement Parts

Item Description

1. Top Sub with 3 O-Rings (2a&b),
6⁵/₈" API Reg. Pin
- 2a. O-Ring Top Sub
- 2b. O-Rings Feed Tube (2)
3. Check Valve Dart
4. Check Valve Spring
5. Check Valve Guide
6. Choke Set, Blank 1/4", 3/8", & 1/2"
7. Feed Tube Retainer Pin (2)
8. Feed Tube with Retainer Pins, Blank
Choke, & 2 O-Rings (#2b)
9. Piston
10. Piston Case with Retainer Ring
11. Piston Retainer Ring
12. O-Rings to Driver Sub & Bit Ret. (2)
13. Bit Retainer Ring with O-ring
- 14a. Break out Ring, upper
- 14b. Break Out Ring, lower
15. Driver Sub
Foot Valve

Seal Kit

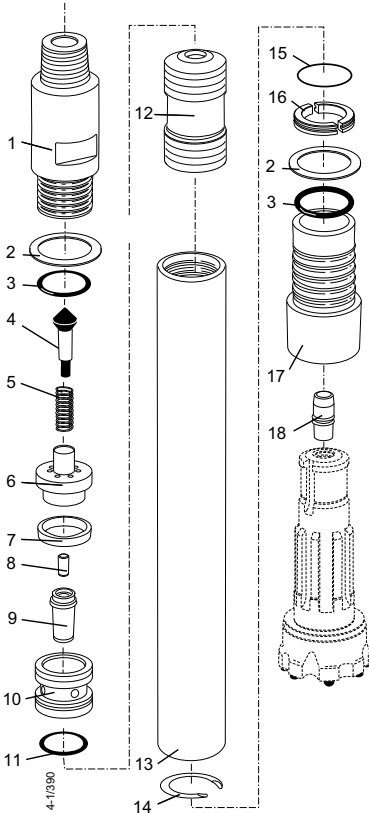
- 1 piece of 2a, 2 pieces of 2b, &
4 pieces of 12

Part No.	Weight	
	kg	lb
33-1B001/39A	118	260
(Spares in Seal Kit)		
(Spares in Seal Kit)		
38-11517A	3,5	7.8
38-1/1235-074	0,1	0.3
39-1B001	3,1	6.8
29-1B017A	0,2	0.5
12-99019	0,9	1.9
37-1B001A	7,7	17.0
36-1B057	90,3	199
35-1B001A	200,5	442
23-99025	0,4	0.8
(Spares in Seal Kit)		
27-13001A	5,3	11.8
15-1B001-01	2,7	6.0
15-13001-02	1,8	4.0
34-14008A	63,1	117
47-12017	0,25	0.5
38-1BS56	0,5	1

Model Number	Weight		Outside Diameter		Hammer Length		Hammer Length with Bit					
	kg	lb	mm	inch	mm	inch	Bit Closed		Bit Extended			
							mm	inch	mm	inch		
32-X2S	504	1,111	279	11.0	1466	57.71	1596	62.82	1704	67.07		
Model Number	Air Consumption, cfm						Air Consumption, m ³ /min.					
	150 psi		250 psi		350 psi		10 bar		18 bar		24 bar	
	min.	max.	min.	max.	min.	max.	min.	max.	min.	max.	min.	max.
32-X2S	780		1200	1650	2050		22.09	33.98	46.72	58.05		

SD 12

Complete Hammer
Model No. 32-SD12/39



Replacement Parts

Item Description	Weight		Part No.
	kg	lb	
Lifting Bale/Thread Protector	9	20	38-17438-4
1 Top Sub (with O-Ring) 6 ⁵ / ₈ " API Reg Pin Up /39	127	280	33-23334A
2 Breakout Ring (2), Top & Driver Sub	0,45	1	38-23343
3 O-Ring (2), Top & Driver Sub			
4 Check Valve Dart with Spring	1,4	3	38-11517A
5 Check Valve Dart Spring	0,14	0.3	38-1/1235-074
6 Check Valve Guide	13,6	30	39-19245
7 Make-Up Ring	0,36	0.8	38-19246
8 Choke Set	0,73	1.6	38-18769A
9 Rigid Valve Finger	0,36	0.8	38-23341
10 Rigid Valve with O-ring & R.V. Finger	16	35	37-23340A
11 O-Ring - Rigid Valve			
12 Piston	75	165	36-23342
13 Piston Case with Retainer Ring	200	441	35-23335A
14 Piston Retainer Ring	0,18	0.4	38-12040-07
15 O-Ring - Bit Retainer Ring			
16 Bit Retainer Ring with O-ring	3,2	7	38-18774A
17 Driver Sub with O-ring	54	119	34-23337A
18 Foot Valve	0,55	1.2	47-12017
Seal Kit			
4 of #3, 1 of #11 and 3 of #15	5	11	38-12056
Repair Kit			
2 of #2, 2 of #3, 1 of #4, 1 of #7 +3 Make-up Shims, 1 of #8, 1 of #11, 1 of #16 and 3 of #18	5	11	38-24598

Model Number	Weight		Outside Diameter		Hammer Length		Hammer Length with Bit					
	kg	lb	mm	inch	mm	inch	Bit Closed		Bit Extended			
							mm	inch	mm	inch		
32-SD12	492	1085	273	10.75	1505	59.30	1708	67.20	1759	69.30		
Model Number	Air Consumption, cfm						Air Consumption, m ³ /min.					
	150 psi		250 psi		350 psi		10 bar		18 bar		24 bar	
	min.	max.	min.	max.	min.	max.	min.	max.	min.	max.	min.	max.
32-SD12	1100	1490	1550	2030	1900	2380	31,1	42,2	43,9	57,5	53,8	67,4

Sandvik DTH Drill bits








Product catalogue

Products from Sandvik Mining and Construction Tools




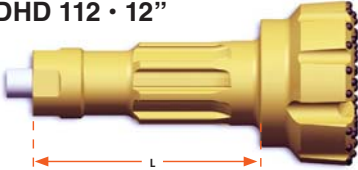






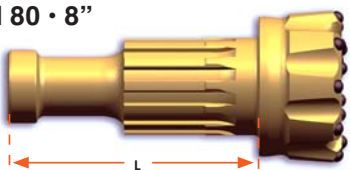
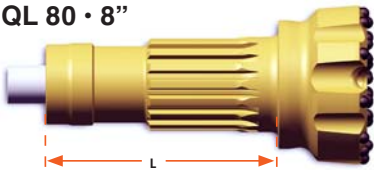

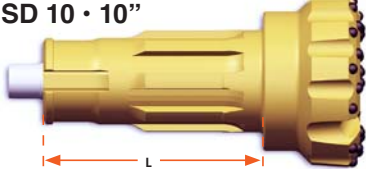




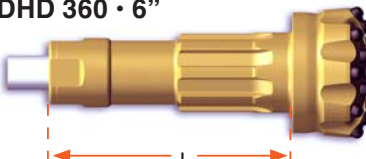
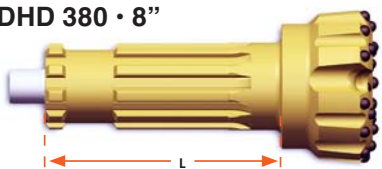
Sandvik DTH drilling tools

Bit face designs

Face specifications		
Face	Button	Applications
Concave face 	Sandvik XT48 Ballistic 	<ul style="list-style-type: none"> • Soft to medium rock • Non Abrasive
	Sandvik XT48 Spherical 	<ul style="list-style-type: none"> • Soft to medium rock • Abrasive
Convex face 	Sandvik XT48 Ballistic 	<ul style="list-style-type: none"> • Soft rock • Non Abrasive
Flat face 	Sandvik XT48 Spherical 	<ul style="list-style-type: none"> • Hard rock • Abrasive

Sandvik DTH drilling tools

Bit shank identification chart

<p>M 30 · 3"</p> 	<p>L = 224 mm 8 Splines</p>	<p>DHD 112 · 12"</p> 	<p>L = 491 mm 12 Splines</p>
<p>M 40 · 4"</p> 	<p>L = 228 mm 12 Splines</p>	<p>QL 40 · 4"</p> 	<p>L = 279,4 mm 10 Splines</p>
<p>M 50 · 5"</p> 	<p>L = 287 mm 12 Splines</p>	<p>QL 50 · 5"</p> 	<p>L = 240 mm 12 Splines</p>
<p>M 60 · 6"</p> 	<p>L = 230 mm 12 Splines</p>	<p>QL 60 · 6"</p> 	<p>L = 253,3 mm 12 Splines</p>
<p>M 80 · 8"</p> 	<p>L = 329 mm 12 Splines</p>	<p>QL 80 · 8"</p> 	<p>L = 331,7 mm 16 Splines</p>
<p>DHD 3.5 · 3"</p> 	<p>L = 181 mm 8 Splines</p>	<p>SD 10 · 10"</p> 	<p>L = 356 mm 8 Splines</p>
<p>DHD 340 · 4"</p> 	<p>L = 209 mm 8 Splines</p>	<p>SD 12 · 12"</p> 	<p>L = 468 mm 8 Splines</p>
<p>DHD 350 · 5"</p> 	<p>L = 261 mm 8 Splines</p>		
<p>DHD 360 · 6"</p> 	<p>L = 308 mm 8 Splines</p>		
<p>DHD 380 · 8"</p> 	<p>L = 350 mm 10 Splines</p>		

Sandvik DTH drilling tools

Drill bits for RH550 hammers

Optional for Sandvik hammers: Sandvik RH550	Diameter		Air holes	Gauge buttons	Button dia. mm		Weight		Part No.	Shank
	mm	inch			gauge	front	Kg	lb		

M30

Convex face / Ballistic button



90	3 1/2	2	8	12	12	4,7	10	42-3A51090-R48
95	3 3/4	2	8	12	12	4,7	10	42-3A510 95-R48
100	3 7/8	2	8	13	13	5,3	12	42-3A54100-R48
105	4 1/8	2	8	14	14	5,3	12	42-3A5B105-R48

Flat face / Spherical button



90	3 1/2	2	8	11	11	4,7	10	42-3AF0090-S48
95	3 3/4	2	8	12	12	4,7	10	42-3AF1095-S48
100	3 7/8	2	8	13	13	5,3	12	42-3AF4100-S48
105	4 1/8	2	8	14	14	5,3	12	42-3AFB105-S48

M30



M40

Concave face / Ballistic button



115	4 1/2	2	8	14	14	8,3	18	42-481B115-R48
121	4 3/4	2	8	14	14	8,3	18	42-481B121-R48
127	5	2	8	14	14	8,3	18	42-481B127-R48
130	5 1/8	2	8	16	13	8,3	18	42-4818130-R48
133	5 1/4	2	8	16	13	8,3	18	42-4818133-R48

Concave face / Spherical button



115	4 1/2	2	8	14	14	8,3	18	42-481B115-S48
121	4 3/4	2	8	14	14	8,3	18	42-481B121-S48
127	5	2	8	14	14	8,3	18	42-481B127-S48
130	5 1/8	2	8	16	13	8,3	18	42-4818130-S48
133	5 1/4	2	8	16	13	8,3	18	42-4818133-S48

Convex face / Ballistic button



110	4 3/8	2	8	14	14	8,3	18	42-485B110-R48
115	4 1/2	2	8	14	14	8,3	18	42-485B115-R48
121	4 3/4	2	8	14	14	8,3	18	42-485B121-R48
127	5	2	8	14	14	8,3	18	42-485B127-R48
130	5 1/8	3	9	16	14	8,3	18	42-48L9130-R48
133	5 1/4	3	9	16	14	8,3	18	42-48L9133-R48

Flat face / Spherical button



110	4 3/8	2	8	14	14	8,3	18	42-48FB110-S48
115	4 1/2	2	8	14	14	8,3	18	42-48FB115-S48
121	4 3/4	2	8	14	14	8,3	18	42-48FB121-S48
127	5	2	8	14	14	8,3	18	42-48FB127-S48
130	5 1/8	2	8	16	14	8,3	18	42-48F9130-S48
133	5 1/4	2	8	16	14	8,3	18	42-48F9133-S48

M40



Sandvik DTH drilling tools

Drill bits for RH550 hammers

Optional for Sandvik hammers: Sandvik RH550	Diameter		Air holes	Gauge buttons	Button dia. mm		Weight		Part No.	Shank
	mm	inch			gauge	front	Kg	lb		

M50

Concave face / Ballistic button



130	5 1/8	2	8	16	13	13,9	31	42-5818130-R48
133	5 1/4	2	8	16	13	14,3	31	42-5818133-R48
140	5 1/2	2	8	16	14	15,0	33	42-5819140-R48
140	5 1/2	3	9	16	14	15,0	33	42-58D9140-R48
146	5 3/4	2	8	16	14	16,0	35	42-5819146-R48
152	6	2	8	16	16	17,1	38	42-581C152-R48

M50



Concave face / Spherical button



130	5 1/8	2	8	16	13	13,9	31	42-5818130-S48
133	5 1/4	2	8	16	13	14,3	31	42-5818133-S48
140	5 1/2	2	8	16	14	15,0	33	42-5819140-S48
140	5 1/2	3	9	16	14	15,0	33	42-58D9140-S48
146	5 3/4	2	8	16	14	16,0	35	42-5819146-S48
152	6	2	8	18	16	17,1	38	42-581D152-S48

Convex face / Ballistic button



130	5 1/8	3	9	16	14	13,9	31	42-58L9130-R48
133	5 1/4	3	9	16	14	14,3	31	42-58L9133-R48
140	5 1/2	3	9	16	16	15,0	33	42-58LC140-R48
146	5 3/4	3	9	16	16	16,0	35	42-58LC146-R48
152	6	3	9	18	16	17,1	38	42-58LD152-R48

Flat face / Spherical button



130	5 1/8	2	8	16	14	13,9	31	42-58F9130-S48
133	5 1/4	2	8	16	14	14,3	31	42-58F9133-S48
140	5 1/2	3	9	16	14	15,0	33	42-5829140-S48
146	5 3/4	3	9	16	14	16,0	35	42-5829146-S48
152	6	3	9	18	16	17,1	38	42-582D152-S48

Sandvik DTH drilling tools

Drill bits for RH550 hammers

Optional for Sandvik hammers: Sandvik RH550	Diameter		Air holes	Gauge buttons	Button dia. mm		Weight		Part No.	Shank
	mm	inch			gauge	front	Kg	lb		

M60

Concave face / Ballistic button



152	6	2	8	16	16	21,8	48	42-681C152-R48
155	6 1/8	2	8	16	16	21,8	48	42-681C155-R48
159	6 1/4	2	8	16	16	22,9	50	42-681C159-R48
165	6 1/2	3	9	18	18	22,9	50	42-68DE165-R48
172	6 3/4	3	9	18	18	25,0	55	42-68DE172-R48
178	7	3	9	18	18	25,0	55	42-68DE178-R48
190	7 1/2	3	9	18	18	27,0	60	42-68DE190-R48
203	8	3	9	18	18	29,1	64	42-68DE203-R48

M60



Concave face / Spherical button



152	6	2	8	18	16	21,8	48	42-681D152-S48
155	6 1/8	2	8	18	16	21,8	48	42-681D155-S48
159	6 1/4	2	8	18	16	22,9	50	42-681D159-S48
165	6 1/2	3	9	18	16	22,9	50	42-68DD165-S48
165	6 1/2	3	9	18	18	22,9	50	42-68DE165-S48
172	6 3/4	3	9	18	18	25,0	55	42-68DE172-S48
178	7	3	9	18	18	25,0	55	42-68DE178-S48
190	7 1/2	3	9	18	18	27,0	60	42-68DE190-S48
203	8	3	9	18	18	29,1	64	42-68DE203-S48

Convex face / Ballistic button



152	6	3	9	18	16	22,9	50	42-68LD152-R48
155	6 1/8	3	9	18	16	22,9	50	42-68LD155-R48
159	6 1/4	3	9	18	16	22,9	50	42-68LD159-R48
165	6 1/2	3	9	18	18	23,9	53	42-68GE165-R48
172	6 3/4	3	9	18	18	25,0	55	42-68GE172-R48
178	7	3	9	18	18	25,0	55	42-68GE178-R48
203	8	3	9	18	18	29,1	64	42-68GE203-R48

Flat face / Spherical button



152	6	3	9	18	16	22,9	50	42-682D152-S48
155	6 1/8	3	9	18	16	22,9	50	42-682D155-S48
159	6 1/4	3	9	18	16	22,9	50	42-682D159-S48
165	6 1/2	3	9	18	18	23,9	53	42-682E165-S48
172	6 3/4	3	9	18	18	25,0	55	42-682E172-S48
178	7	3	9	18	18	25,0	55	42-682E178-S48
190	7 1/2	3	9	18	18	27,0	60	42-682E190-S48
203	8	3	9	18	18	29,1	64	42-682E203-S48

Sandvik DTH drilling tools

Drill bits for RH550 hammers

Optional for Sandvik hammers: Sandvik RH550	Diameter		Air holes	Gauge buttons	Button dia. mm		Weight		Part No.	Shank
	mm	inch			gauge	front	Kg	lb		

M80

Concave face / Spherical button



200	7 7/8	3	9	18	18	41,0	90	42-88PE200-S48
203	8	3	9	18	18	41,0	90	42-88PE203-S48
216	8 1/2	3	9	18	18	42,0	93	42-88PE216-S48
219	8 5/8	3	9	18	18	42,0	93	42-88PE219-S48
222	8 3/4	3	12	18	18	49,0	108	42-888E222-S48
226	8 7/8	3	12	18	18	51,0	112	42-888E226-S48
229	9	3	12	18	18	53,0	117	42-888E229-S48
241	9 1/2	3	12	18	18	57,0	126	42-888E241-S48
251	9 7/8	3	12	18	18	57,0	126	42-888E251-S48
254	10	3	12	18	18	57,0	126	42-888E254-S48
270	10 5/8	3	12	18	18	61,0	134	42-888E270-S48
305	12	3	12	18	18	77,0	170	42-888E305-S48

M80



Convex face / Ballistic button



203	8	3	9	18	18	41,0	90	42-88GE203-R48
216	8 1/2	3	9	18	18	42,0	93	42-88GE216-R48
222	8 3/4	3	12	18	18	49,0	108	42-88CE222-R48

Flat face / Spherical button



203	8	3	9	18	18	41,0	90	42-88E203-S48
216	8 1/2	3	9	18	18	42,0	93	42-88E216-S48
222	8 3/4	3	12	18	18	49,0	108	42-88KE222-S48
229	9	3	12	18	18	53,0	117	42-88KE229-S48

Sandvik DTH drilling tools

Drill bits with DHD 3.5 & DHD 340 shanks

Optional for Sandvik hammers: Sandvik RH450 / RH350	Diameter		Air holes	Gauge buttons	Button dia. mm		Weight		Part No.	Shank
	mm	inch			gauge	front	Kg	lb		

DHD 3.5

Convex face / Ballistic button



90	3 1/2	2	8	12	12	4,5	10	42-2451090-R48
95	3 3/4	2	8	12	12	4,5	10	42-2451095-R48
100	3 7/8	2	8	13	13	5,0	11	42-2454100-R48
105	4 1/8	2	8	14	14	5,5	12	42-245B105-R48

Flat face / Spherical button



90	3 1/2	2	8	11	11	4,5	10	42-24F0090-S48
95	3 3/4	2	8	12	12	4,5	10	42-24F1095-S48
100	3 7/8	2	8	13	13	5,0	11	42-24F4100-S48
105	4 1/8	2	8	14	14	5,5	12	42-24FB105-S48

DHD 3.5



DHD 340

Concave face / Ballistic button



115	4 1/2	2	8	14	14	9,0	20	42-361B115-R48
121	4 3/4	2	8	14	14	11,0	24	42-361B121-R48
127	5	2	8	14	14	12,0	26	42-361B127-R48

Concave face / Spherical button



115	4 1/2	2	8	14	14	9,0	20	42-361B115-S48
121	4 3/4	2	8	14	14	11,0	24	42-361B121-S48
127	5	2	8	14	14	12,0	26	42-361B127-S48
130	5 1/8	2	8	16	13	14,0	31	42-3618130-S48
133	5 1/4	2	8	16	13	15,0	33	42-3618133-S48

Convex face / Ballistic button



110	4 3/8	2	8	14	14	8,0	18	42-365B110-R48
115	4 1/2	2	8	14	14	9,0	20	42-365B115-R48
121	4 3/4	2	8	14	14	11,0	24	42-365B121-R48
127	5	2	8	14	14	12,0	26	42-365B127-R48
130	5 1/8	3	9	16	14	14,0	31	42-36L9130-R48
133	5 1/4	3	9	16	14	15,0	33	42-36L9133-R48

Flat face / Spherical button



110	4 3/8	2	8	14	14	8,0	18	42-36FB110-S48
115	4 1/2	2	8	14	14	9,0	20	42-36FB115-S48
121	4 3/4	2	8	14	14	11,0	24	42-36FB121-S48
127	5	2	8	14	14	12,0	26	42-36FB127-S48
130	5 1/8	2	8	16	14	14,0	31	42-36F9130-S48
133	5 1/4	2	8	16	14	15,0	33	42-36F9133-S48

DHD 340



Sandvik DTH drilling tools

Drill bits with DHD 350 shanks

Optional for Sandvik hammers: Sandvik RH450 / RH350	Diameter		Air holes	Gauge buttons	Button dia. mm		Weight		Part No.	Shank
	mm	inch			gauge	front	Kg	lb		

DHD 350

Concave face / Spherical button



130	5 1/8	2	8	16	13	15,0	33	42-6918130-S48
133	5 1/4	2	8	16	13	15,0	33	42-6918133-S48
140	5 1/2	3	9	16	14	16,0	35	42-69D9140-S48
146	5 3/4	2	8	16	14	18,0	40	42-6919146-S48
152	6	2	8	18	16	20,0	44	42-691D152-S48

Convex face / Ballistic button



130	5 1/8	3	9	16	14	15,0	33	42-69L9130-R48
133	5 1/4	3	9	16	16	15,0	33	42-69L9133-R48
140	5 1/2	3	9	16	16	16,0	35	42-69LC140-R48
146	5 3/4	3	9	16	16	18,0	40	42-69LC146-R48
152	6	3	9	18	16	20,0	44	42-69LD152-R48

Flat face / Spherical button



130	5 1/8	2	8	16	14	15,0	33	42-69F9130-S48
133	5 1/4	2	8	16	14	15,0	33	42-69F9133-S48
140	5 1/2	3	9	16	14	16,0	35	42-6929140-S48
146	5 3/4	3	9	16	14	18,0	40	42-6929146-S48
152	6	3	9	18	16	20,0	44	42-692D152-S48

DHD 350



Sandvik DTH drilling tools

Drill bits with DHD 360 & DHD 380 shanks

Optional for Sandvik hammers: RH450 / RH350	Diameter		Air holes	Gauge buttons	Button dia. mm		Weight		Part No.	Shank
	mm	inch			gauge	front	Kg	lb		

DHD 360

Concave face / Spherical button



152	6	2	8	18	16	26,0	57	42-731D152-S48
155	6 1/8	2	8	18	16	27,0	60	42-731D155-S48
159	6 1/4	2	8	18	16	30,0	66	42-731D159-S48
165	6 1/2	2	8	18	18	30,0	66	42-73DE165-S48
172	6 3/4	3	9	18	18	31,0	68	42-73DE172-S48
178	7	3	9	18	18	32,0	71	42-73DE178-S48
190	7 1/2	3	9	18	18	34,0	75	42-73DE190-S48
203	8	3	9	18	18	36,0	79	42-73DE203-S48

Convex face / Ballistic button



152	6	3	9	18	16	26,0	57	42-73LD152-R48
155	6 1/8	3	9	18	16	27,0	60	42-73LD155-R48
159	6 1/4	3	9	18	16	30,0	66	42-73LD159-R48
165	6 1/2	3	9	18	18	30,0	66	42-73GE165-R48
172	6 3/4	3	9	18	18	31,0	68	42-73GE172-R48
178	7	3	9	18	18	32,0	71	42-73GE178-R48
203	8	3	9	18	18	36,0	79	42-73GE203-R48

Flat face / Spherical button



152	6	3	9	18	16	26,0	57	42-732D152-S48
155	6 1/8	3	9	18	16	27,0	60	42-732D155-S48
159	6 1/4	3	9	18	16	30,0	66	42-732D159-S48
165	6 1/2	3	9	18	18	30,0	66	42-732E165-S48
172	6 3/4	3	9	18	18	31,0	68	42-732E172-S48
178	7	3	9	18	18	32,0	71	42-732E178-S48
190	7 1/2	3	9	18	18	34,0	75	42-732E190-S48
203	8	3	9	18	18	36,0	79	42-732E203-S48

DHD 360



DHD 380

Concave face / Spherical button



200	7 7/8	3	9	18	18	49,2	108	42-87PE200-S48
203	8	3	9	18	18	49,7	110	42-87PE203-S48
216	8 1/2	3	9	18	18	52,0	115	42-87PE216-S48
219	8 5/8	3	9	18	18	52,7	116	42-87PE219-S48
222	8 3/4	3	12	18	18	53,7	118	42-878E222-S48
226	8 7/8	3	12	18	18	54,1	119	42-878E226-S48
241	9 1/2	3	12	18	18	60,1	132	42-878E241-S48
251	9 7/8	3	12	18	18	62,8	138	42-878E251-S48
254	10	3	12	18	18	63,3	140	42-878E254-S48
270	10 5/8	3	12	18	18	71,1	157	42-878E270-S48
305	12	3	12	18	18	84,3	186	42-878E305-S48

DHD 380



Sandvik DTH drilling tools

Drill bits with DHD 112 shanks

Optional for Sandvik hammers: Sandvik RH450 / RH350	Diameter		Air holes	Gauge buttons	Button dia. mm		Weight		Part No.	Shank
	mm	inch			gauge	front	Kg	lb		
DHD 112										

Convex face / Spherical button



302	11 7/8	3	12	18	18	171,0	377	42-918E302-S48F
311	12 1/4	3	12	18	18	172,0	379	42-918E311-S48F
330	13	3	12	18	18	181,0	399	42-918E330-S48F
357	14	3	18	18	18	191,0	421	42-91PE357-S48F
381	15	3	18	18	18	200,0	441	42-91PE381-S48F
444	17 1/2	3	18	18	18	225,0	496	42-91PE444-S48F
483	19	3	18	18	18	280,0	617	42-91PE483-S48F
508	20	3	18	18	18	306,0	675	42-91PE508-S48F

DHD 112



Sandvik DTH drilling tools

Drill bits with QL 40 shanks

Optional for Sandvik hammers: Sandvik RH450 / RH350	Diameter		Air holes	Gauge buttons	Button dia. mm		Weight		Part No.	Shank
	mm	inch			gauge	front	Kg	lb		

QL 40

Concave face / Spherical button



115	4 1/2	2	8	14	14	10,0	22	42-431B115-S48
121	4 3/4	2	8	14	14	10,0	22	42-431B121-S48
127	5	2	8	14	14	11,0	24	42-431B127-S48
130	5 1/8	2	8	16	13	11,0	24	42-4318130-S48
133	5 1/4	2	8	16	13	12,0	26	42-4318133-S48

Convex face / Ballistic button



110	4 3/8	2	8	14	14	10,0	22	42-435B110-R48
115	4 1/2	2	8	14	14	10,0	22	42-435B115-R48
121	4 3/4	2	8	14	14	10,0	22	42-435B121-R48
127	5	2	8	14	14	11,0	24	42-435B127-R48
130	5 1/8	3	9	16	14	11,0	24	42-43L9130-R48
133	5 1/4	3	9	16	14	12,0	26	42-43L9133-R48

Flat face / Spherical button



110	4 3/8	2	8	14	14	10,0	22	42-43FB110-S48
115	4 1/2	2	8	14	14	10,0	22	42-43FB115-S48
121	4 3/4	2	8	14	14	10,0	22	42-43FB121-S48
127	5	2	8	14	14	11,0	24	42-43FB127-S48
130	5 1/8	2	8	16	14	11,0	24	42-43F9130-S48
133	5 1/4	2	8	16	14	12,0	26	42-43F9133-S48

QL 40



Sandvik DTH drilling tools

Drill bits with QL 50 shanks

Optional for Sandvik hammers: Sandvik RH450 / RH350	Diameter		Air holes	Gauge buttons	Button dia. mm		Weight		Part No.	Shank
	mm	inch			gauge	front	Kg	lb		
QL 50										

Concave face / Ballistic button



130	5 1/8	2	8	16	13	14,5	32	42-5518130-R48
133	5 1/4	2	8	16	13	14,5	32	42-5518133-R48
140	5 1/2	2	8	16	14	15,5	34	42-5519140-R48
140	5 1/2	3	9	16	14	15,5	34	42-55D9140-R48
146	5 3/4	2	8	16	14	15,5	34	42-5519146-R48
152	6	2	8	16	16	16,5	36	42-551C152-R48

QL 50



Concave face / Spherical button



130	5 1/8	2	8	16	13	14,5	32	42-5518130-S48
133	5 1/4	2	8	16	13	14,5	32	42-5518133-S48
140	5 1/2	2	8	16	14	15,5	34	42-5519140-S48
140	5 1/2	3	9	16	14	15,5	34	42-55D9140-S48
146	5 3/4	2	8	16	14	15,5	34	42-5519146-S48
152	6	2	8	18	16	16,5	36	42-551D152-S48

Convex face / Ballistic button



130	5 1/8	3	9	16	14	14,5	32	42-55L9130-R48
133	5 1/4	3	9	16	14	14,5	32	42-55L9133-R48
140	5 1/2	3	9	16	16	15,5	34	42-55LC140-R48
146	5 3/4	3	9	16	16	15,5	34	42-55LC146-R48
152	6	3	9	18	16	16,5	36	42-55LD152-R48

Flat face / Spherical button



130	5 1/8	2	8	16	14	14,5	32	42-55F9130-S48
133	5 1/4	2	8	16	14	14,5	32	42-55F9133-S48
140	5 1/2	3	9	16	14	15,5	34	42-5529140-S48
146	5 3/4	3	9	16	14	15,5	34	42-5529146-S48
152	6	3	9	18	16	16,5	36	42-552D152-S48

Sandvik DTH drilling tools

Drill bits with QL 60 shanks

Optional for Sandvik hammers: Sandvik RH450 / RH350	Diameter		Air holes	Gauge buttons	Button dia. mm		Weight		Part No.	Shank
	mm	inch			gauge	front	Kg	lb		
QL 60										

Concave face / Ballistic button



152	6	2	8	16	16	25,0	55	42-761C152-R48
155	6 1/8	2	8	16	16	26,0	57	42-761C155-R48
159	6 1/4	2	8	16	16	26,0	57	42-761C159-R48
165	6 1/2	3	9	18	18	28,0	62	42-76DE165-R48
172	6 3/4	3	9	18	18	28,0	62	42-76DE172-R48
178	7	3	9	18	18	29,0	64	42-76DE178-R48
190	7 1/2	3	9	18	18	30,0	66	42-76DE190-R48
203	8	3	9	18	18	32,0	71	42-76DE203-R48

Concave face / Spherical button



152	6	2	8	18	16	25,0	55	42-761D152-S48
155	6 1/8	2	8	18	16	26,0	57	42-761D155-S48
159	6 1/4	2	8	18	16	26,0	57	42-761D159-S48
165	6 1/2	2	8	18	16	28,0	62	42-76DD165-S48
165	6 1/2	3	9	18	18	28,0	62	42-76DE165-S48
172	6 3/4	3	9	18	18	28,0	62	42-76DE172-S48
178	7	3	9	18	18	29,0	64	42-76DE178-S48
190	7 1/2	3	9	18	18	30,0	66	42-76DE190-S48
203	8	3	9	18	18	32,0	71	42-76DE203-S48

Convex face / Ballistic button



152	6	3	9	18	16	25,0	55	42-76LD152-R48
155	6 1/8	3	9	18	16	26,0	57	42-76LD155-R48
159	6 1/4	3	9	18	16	26,0	57	42-76LD159-R48
165	6 1/2	3	9	18	18	28,0	62	42-76GE165-R48
172	6 3/4	3	9	18	18	28,0	62	42-76GE172-R48
178	7	3	9	18	18	29,0	64	42-76GE178-R48
203	8	3	9	18	18	32,0	71	42-76GE203-R48

Flat face / Spherical button



152	6	3	9	18	16	25,0	55	42-762D152-S48
155	6 1/8	3	9	18	16	26,0	57	42-762D155-S48
159	6 1/4	3	9	18	16	26,0	57	42-762D159-S48
165	6 1/2	3	9	18	18	28,0	62	42-762E165-S48
172	6 3/4	3	9	18	18	28,0	62	42-762E172-S48
178	7	3	9	18	18	29,0	64	42-762E178-S48
190	7 1/2	3	9	18	18	30,0	66	42-762E190-S48
203	8	3	9	18	18	32,0	71	42-762E203-S48

QL 60



Sandvik DTH drilling tools

Drill bits with QL 80 shanks

Optional for Sandvik hammers: Sandvik RH450 / RH350	Diameter		Air holes	Gauge buttons	Button dia. mm		Weight		Part No.	Shank
	mm	inch			gauge	front	Kg	lb		
QL 80										

Concave face / Spherical button



200	7 7/8	3	9	18	18	49,9	110	42-83PE200-S48
203	8	3	9	18	18	50,4	111	42-83PE203-S48
216	8 1/2	3	9	18	18	52,7	116	42-83PE216-S48
219	8 5/8	3	9	18	18	53,4	118	42-83PE219-S48
222	8 3/4	3	12	18	18	54,4	120	42-838E222-S48
226	8 7/8	3	12	18	18	54,8	121	42-838E226-S48
229	9	3	12	18	18	55,2	122	42-838E229-S48
241	9 1/2	3	12	18	18	60,8	134	42-838E241-S48
251	9 7/8	3	12	18	18	63,5	140	42-838E251-S48
254	10	3	12	18	18	64,0	141	42-838E254-S48
270	10 5/8	3	12	18	18	71,8	158	42-838E270-S48
305	12	3	12	18	18	85,0	187	42-838E305-S48

QL 80



Convex face / Ballistic button



203	8	3	9	18	18	51,3	113	42-83GE203-R48
216	8 1/2	3	9	18	18	53,6	118	42-83GE216-R48
222	8 3/4	3	12	18	18	55,2	122	42-83CE222-R48

Flat face / Spherical button



203	8	3	9	18	18	51,0	112	42-832E203-S48
216	8 1/2	3	9	18	18	53,7	118	42-832216-S48
222	8 3/4	3	12	18	18	55,4	122	42-83KE222-S48
229	9	3	12	18	18	56,8	125	42-83KE229-S48

Sandvik DTH drilling tools

Drill bits with SD 10 & SD 12 shanks

Optional for Sandvik hammers: Sandvik RH350	Diameter		Air holes	Gauge buttons	Button dia. mm		Weight		Part No.	Shank
	mm	inch			gauge	front	Kg	lb		

SD 10

Concave face / Spherical button



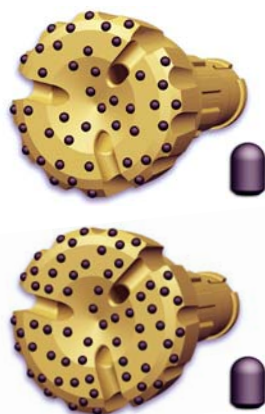
254	10	3	12	18	18	108,0	238	42-108E254-S48F
270	10 5/8	3	12	18	18	108,0	238	42-108E270-S48F
279	11	3	12	18	18	113,0	249	42-108E279-S48F
305	12	3	12	18	18	125,0	276	42-108E305-S48F

SD 10



SD 12

Concave face / Spherical button

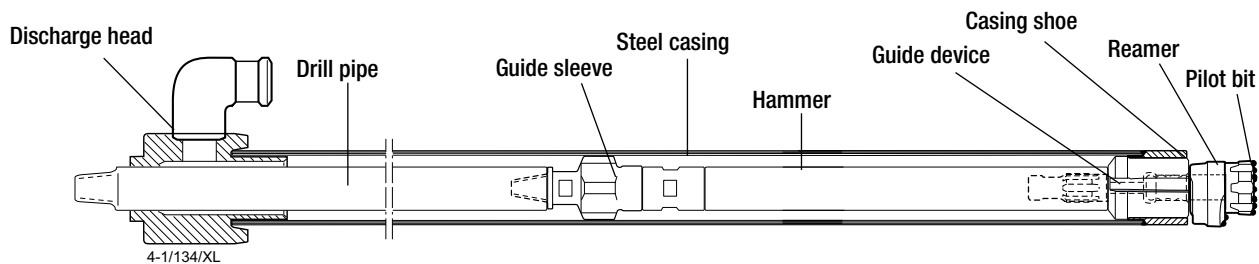


302	11 7/8	3	12	18	18	171,0	377	42-128E302-S48F
311	12 1/4	3	12	18	18	172,0	379	42-128E311-S48F
330	13	3	12	18	18	181,0	399	42-128E330-S48F
357	14	3	18	18	18	191,0	421	42-12PE357-S48F
381	15	3	18	18	18	200,0	441	42-12PE381-S48F
444	17 1/2	3	18	18	18	225,0	496	42-12PE444-S48F
483	19	3	18	18	18	280,0	617	42-12PE483-S48F
508	20	3	18	18	18	306,0	675	42-12PE508-S48F

SD 12

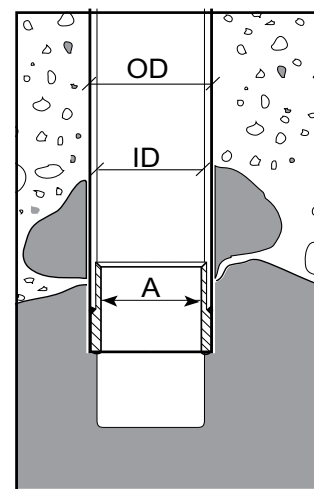


TUBEX XL Systems



TUBEX XL Product Range

TUBEX XL Type	Casing, recom. size, mm		Min. wall thickness, mm	Max. drill bit diameter, mm A	Reaming diameter, mm
	Max. OD	Min. ID			
90	115	102	5	90	123
115	142	128	5	115	152
140	171	157	5	140	187
165	196	183	5,5	165	212
180	219	194	6,3	180	232
190	222	205	6,3	190	237
215	257	241	6,3	215	278
230	270	250	6,3	230	286
240	273	260	6,3	240	306
280	327	305	7,1	280	370



System	Part	Description	Weight		Part Number
			kg	lb	
TUBEX XL-90	Guide Devices	M30	7	16	80-3A00-090D
		IR 3.5 (Foot Valve, 47-24017)	7	16	80-2400-090D
	Pilot Bit	1/8, 12/12, CV, DP65	3,6	7.9	81-090B-090A65
	Eccentric Reamer		1,4	3.0	82-090B-123W65
	Casing Shoe		1,1	2.4	84-090D-00
	Stabilizer	2 ³ / ₈ " Box & Pin API Reg.; wrench flat - 65mm	6	13	7989-2999
	Locking Kit				85-090-KT

System	Part	Description	Weight		Part Number
			kg	lb	
TUBEX XL-115	Guide Devices	M40	12	27	80-4800-115D
		IR 340 <i>(Foot Valve, 47-36017)</i>	12	27	80-3600-115D
		QL 40 <i>(Foot Valve, 47-43017)</i>	12	27	80-4300-115D
		COP 42 <i>(Foot Valve, 47-37017)</i>	12	27	80-3700-115D
	Pilot bit	2/8, 14/14, CV, DP65	8	17	81-115A-115A65
	Eccentric reamer		2,6	5.7	82-115A-152W65
	Eccentric reamer		2,6	5.7	82-115B-152A65
	Casing shoe		1,6	3.5	84-115D-00
	Stabilizer	wrench flat 65mm, 2 ³ / ₈ " Box & Pin API Reg.	8,3	18.3	7989-1627
	Locking Kit				85-115A-KT
TUBEX XL-140	Guide devices	M50	22	49	80-5800-140D
		SD 5 <i>(Foot Valve, 47-51017)</i>	21	45	80-5100-140D
		IR DHD 350R <i>(Foot Valve, 47-69037)</i>	21	45	80-6900-140D
		QL 5 <i>(Foot Valve, 47-55037)</i>	21	45	80-5500-140D
	Pilot bit	2/8, 14/14, CV, DP65	11	24	81-140A-140A65
	Eccentric reamer	wear-protection buttons, 189mm reaming dia.	4	9	82-140A-189W65
	Eccentric reamer	wear-protection buttons, 197mm reaming dia.	4	9	82-140A-197W65
	Casing shoe		2,4	5.3	84-140D-00
	Stabilizers	wrench flat 65mm, 2 ³ / ₈ " API Reg.	9	19.8	7989-1451
	Locking Kit	wrench flat 95mm, 3 ¹ / ₂ " API Reg.	16,4	36.1	7989-1452
		0,5	1	85-140A-KT	
TUBEX XL-165	Guide devices	M 60/60W	34	74	80-6800-165D
		SD 6 <i>(Foot Valve, 47-61017)</i>	36	79	80-6100-165D
		IR 360 <i>(Foot Valve, 47-73017)</i>	34	74	80-7300-165D
		QL 60 <i>(Foot Valve, 47-76017)</i>	34	74	80-7600-165D
	Pilot bit	2/8, 16/16, CV, DP65	17	38	81-165A-165A65
	Eccentric reamer		7	15	82-165A-212W65
	Casing shoe		3,2	7	84-165D-00
	Stabilizer	Wrench flat is 95mm, 3 ¹ / ₂ " API Reg. Box & Pin	22	47	7989-1777
	Locking Kit				85-165A-KT

System	Part	Description	Weight		Part Number
			kg	lb	
TUBEX XL-180	Guide Devices	SD 6 (<i>Foot Valve, 47-61017</i>)	44	97	80-6100-180D
		IR 360 (<i>Foot Valve, 47-73017</i>)	44	97	80-7300-180D
	Pilot Bit	2/8, 16/16, CV, DP65	24	52	81-180A-180A65
	Eccentric Reamer		10	22	82-180A-232W65
	Casing Shoe		4	9	84-180D-00
	Stabilizer	API 3 1/2" API Reg. Box & Pin	25	55	7989-2389
	Locking Kit				85-180A-KT
TUBEX XL-190	Guide Devices	M60	40	88	80-6800-190D
		SD 6 (<i>Foot Valve, 47-61017</i>)	44	97	80-6100-190D
		SD 8 (<i>Foot Valve, 47-81017</i>)	47	103	80-8100-190D
		QL 6 (<i>Foot Valve, 47-76017</i>)	44	97	80-7600-190D
		IR 360 (<i>Foot Valve, 47-73017</i>)	44	97	80-7300-190D
	Pilot Bit	3/8, 16/16, CV, DP65	29	64	81-190A-190A65
	Eccentric Reamer		10	22	82-190A-237W65
Casing Shoe		4,1	9	84-190D-00	
Stabilizer	API 3 1/2" API Reg. Box & Pin	25	55	7989-3100	
Locking Kit				85-190A-KT	
TUBEX XL-240	Guide Devices	SD 8 (<i>Foot Valve, 47-81017</i>)	67	148	80-8100-240D
		IR 380 (<i>Foot Valve, 47-81017</i>)	67	148	80-8700-240D
	Pilot Bit	2/12, 16/16, CV, DP65	46	102	81-240B-240A65
	Eccentric Reamer		18	39	82-240B-308W65
	Casing Shoe		7	15	84-240A-00
	Stabilizer	4 1/2" API Reg. Box & Pin, 114mm wrench flat	40	89	7989-2255
	Locking Kit		1,5	3.3	85-240A-KT
TUBEX XL-280	Guide Devices	SD 10 (<i>Foot Valve, 47-10017</i>)	160	353	80-1000-280A
	Pilot Bit	3/12, 18/18, CV, DP65	88	194	81-280A-280A65
	Eccentric Reamer		43	95	82-280A-378W65
	Casing Shoe		15	33	84-280A-00
	Locking Kit		1,5	3.3	85-280A-KT



www.sandvik.com

Sandvik Mining and Construction Tools AB
SE-811 81 Sandviken, Sweden. Tel +46 26 26 20 00 Fax +46 26 26 23 00